

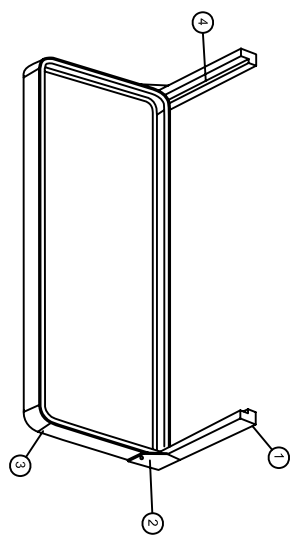
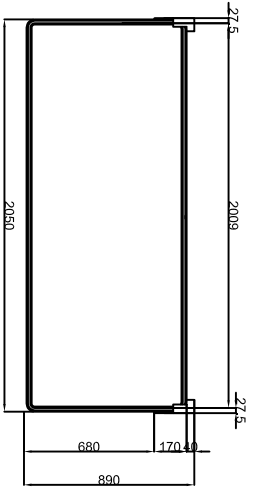
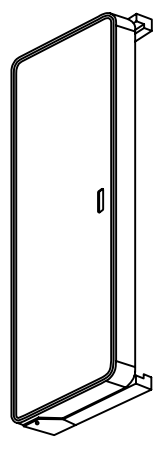
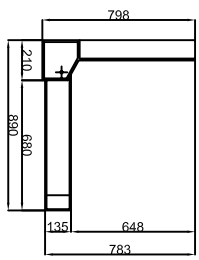
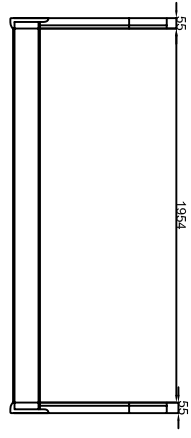
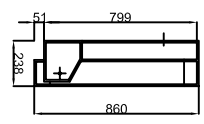
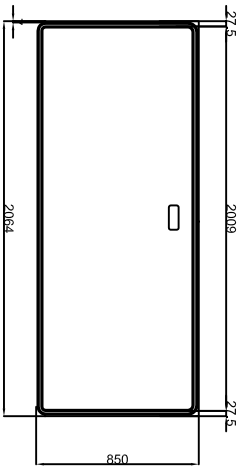
## PULLMAN BED



Product data sheet

General Information	
description	folding bed
type	T
Box	
length	2085 mm
width	890 mm
height	237,5 mm
thickness frame	1,5 mm
Leaf	
material of skins	steel
coating	white or laminates
Accessories	
standard	hinges, lockcase
Mechanical and physical properties	
	n.a.

pullman\_bed\_type\_T\_rev00



POS.	MATERIALE	FINITURA	SPESS.	DESCRIZIONE
1		VERNICIATO	40/10	STAFFA SUPPORTO LETTO A PARETE
2	Al	VERNICIATO		PROFILO ESTRUSO BACINELLA LETTO
3	TRUCIOLARE	NOBILITATO	20	PANNELLO FONDO BACINELLA
4		VERNICIATO	8/10	CARTER COPERTURA STAFFA A LETTI PARETE

REV.	DATA / DATE	DESCRIZIONE DELLE MODIFICHE / DESCRIPTION OF ALTERATIONS	Controllato / Checked	Modificato / Revised

<b>U. TEC. BLUBUD</b> Riferimento Reference		<b>PULLMAN BED - P&amp;O TYPE T</b> Descrizione Description	
Materiale Material - Spessore Thickness - Note Notes		BLUBUD srl Sede operativa: Via Dante 27, 14100 Ivrea, Italia Tel. +39 0170 889 85 85/85/86 Fax. +39 0170 889 85 87 Sede legale: Via S. Giovanni 14100 Ivrea (CN) Italy e-mail: info@blubud.it www: http://www.blubud.it	
Tolleranza generale General Tolerance		Scala Scale 1:10 Data 24-01-10	
Assem.		Controllato da / Checked by Disegnato da / Drawn by	
Classe prodotto Typology		Codice PB B15_TypeT	

